


# SS-P

Subminiature Basic Switch

## SS Series Compatible Mounting with a Simple Construction and Easy-to-Use Design Concept

- One-piece terminal construction to keep out flux.
- A single leaf movable spring construction.
- Conforms to North American and European safety Standards.

RoHS Compliant



### Model Number Legend

SS-1 G 2 P 3

#### 1. Ratings

3 : 125 VAC 3 A  
01 : 30 VDC 0.1 A



#### 2. Actuator

None : Pin plunger  
L : Hinge lever  
L13 : Simulated roller lever

#### 3. Terminals

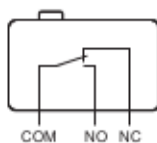
None : Solder terminals  
T : Quick-connect terminals (#110)  
D : PCB terminals

### List of Models

Ratings	Actuator	Terminals	Solder terminals	Quick-connect terminals (#110)	PCB terminals
3A	Pin plunger		SS-3GP	SS-3GPT	SS-3GPD
	Hinge lever		SS-3GLP	SS-3GLPT	SS-3GLPD
	Simulated roller lever		SS-3GL13P	SS-3GL13PT	SS-3GL13PD
0.1A	Pin plunger		SS-01GP	SS-01GPT	SS-01GPD
	Hinge lever		SS-01GLP	SS-01GLPT	SS-01GLPD
	Simulated roller lever		SS-01GL13P	SS-01GL13PT	SS-01GL13PD

### Contact Form

#### ●SPDT



Separator (Sold Separately), Terminal Connector (Sold Separately) ➔ Refer to "Basic Switch Common Accessories"